



Updated -17.07.2015

FACT SHEET

Corporate Profile: Founded in 1841, Aker ASA is a Norwegian industrial investment company that creates shareholder value through active ownership.

Business model: Our ownership interests are concentrated on key Norwegian industries that are international in scope and of which we have in-depth knowledge: oil and gas, fisheries & biotechnology, and marine assets. Aker's investment portfolio companies hold leading positions in select market segments and are well placed to benefit from the growing global demand for sustainable production of energy, seafood and omega-3 products.

Through our participation on the board of directors, Aker drives operational and strategic improvement, assists with financing and restructuring, and influences industrial transactions. Based on our industrial and financial expertise, we strive to establish long-term profitable growth, competitive market positions and sound organisational cultures. Our aim is to ensure sustainable value creation for all shareholders.

Aker's solid balance sheet allows us to support strategic initiatives in our companies, act rapidly when investment opportunities arise and provide our shareholders with a stable dividend payment. Since 2004 the company has upheld a policy of paying annual dividends of 2-4 percent of net asset value to shareholders.

Operating model:

Industrial Holdings: comprise Aker's ownership interests in Det norske oljeselskap, Aker Solutions, Akastor, Kvaerner, Ocean Yield, Aker BioMarine, and Havfisk. In each of these companies, Aker holds a significant stake, and has an ownership agenda for strengthening the businesses and adding value.

Financial Investments: comprise all of Aker's (Aker ASA and holding companies) assets - other than Industrial Holdings - including cash, receivables, shares and investments in funds.

Guiding principles for our Industrial Holdings:

- We exercise an active and committed ownership role
- We have a long-term investment horizon
- We are willing to take significant risk in certain engagements or projects
- We only invest where we can add more than capital
- We concentrate on a limited number of shareholdings
- We never risk Aker's financial soundness
- We only invest in equity in our engagements

Financial objectives:

- Financial flexibility through a sound cash position and gearing potential
- Strong equity ratio
- Positive net interest-bearing position
- Sustainable and increasing upstream cash flow

AKER ASA

Founded: 1841

Initial public offering: (OSE)
September 8, 2004

Headquarters:

Fjordalleen 16
0115 Oslo - Norway

Nr. of employees: 48

Main shareholders:

TRG Holding AS, controlled by Anne Grete Eidsvig and Kjell Inge Røkke (68.18%)

Management

Chairman: Kjell Inge Røkke (since 2008)

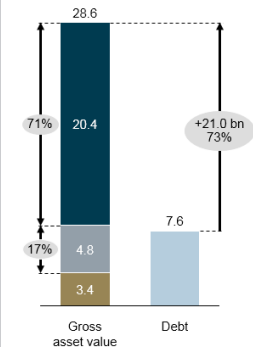
CEO: Øyvind Eriksen (since 2009)

CFO: Frank O. Reite (since 2015)

KEY FIGURES

Net asset value

NOK billion¹⁾



■ Industrial Holdings
■ Other Financial Invest
■ Cash and liquid fund investments

¹⁾ As per 31.06.2015

As per 31.06.2015 (vs. 31.03.2015)

Net asset value (NOK):

21.0 billion (19.1 billion)

Per share NAV (NOK):

282 (264)

Value-adjusted equity ratio:

73% (73%)

Book equity ratio:

60% (57%)

Cash (NOK):

3.0 billion (2.8 billion)



This is Aker



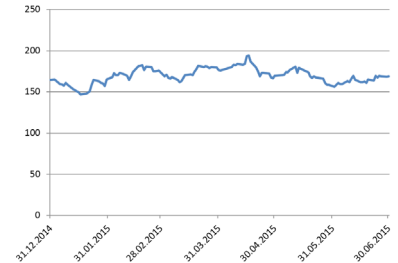
Listed investments
Unlisted investments

Industrial Holdings				Financial Investments	
	Det norske	50.0%	5.6	3.4	Cash and liquid fund investments
	Aker Solutions ¹⁾	34.8%	4.2	2.0	Other public investments
	Akastor ¹⁾	34.5%	1.3	0.7	Real Estate Dev. (Fornebuporten) ²⁾
	Kvaerner ¹⁾	28.7%	0.4	2.1	Other financial investments ^{2,3)}
	Ocean Yield	73.0%	6.0		
	Aker BioMarine ²⁾	99.0%	1.4		
	Havfisk	73.2%	1.5		
Gross asset value			20.4	8.2	
Net asset value			21.0		

¹⁾ Owned partly through Aker Kvaerner Holding, in which Aker has a 70% ownership interest. Additionally, Aker also has a direct ownership interest in Aker Solutions and Akastor
²⁾ Reflected at book value
³⁾ The value of the unlisted shares in Align and Ocean Harvest is measured based on the valuation principles in "International Private Equity and Venture Capital Valuation Guidelines."

SHARE

31.12.14 - 30.06.15 (ex. dividend)



Ticker symbol & stock exchange:
AKER-OSE

Closing share price (NOK):
169

Average (NOK):
169.2

High (18.02.2015) (NOK):
194

Low (16.01.2015) (NOK):
147

Market Capitalization (NOK):
12.6 billion

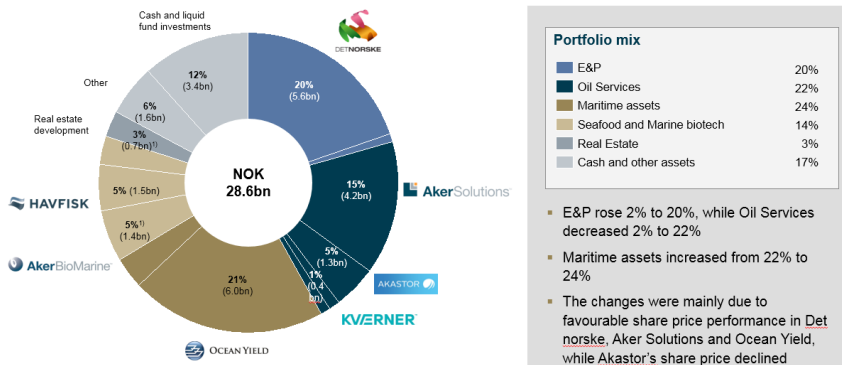
Shares Out/Float:
74.3 million/21.7 million

Av. daily trading volume (6 mos.):
61 528 shares

12M analyst target price (NOK):
198.37

Source: Bloomberg (as of 30.06.15)

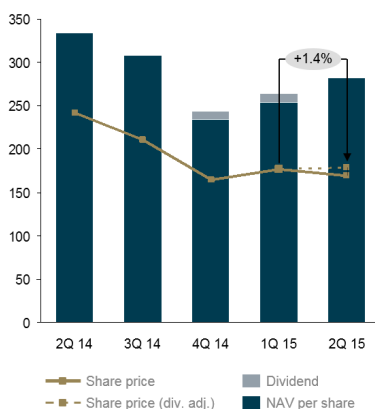
42 % of gross assets related to oil and gas sector



¹⁾ Privately-owned investments, reflected at book value rather than fair market value

Net asset value

NOK per share



Dividend policy

The company's policy is to pay annual dividends of 2-4 per cent of net asset value (NAV).